

F-15E Smart Weapons

By: -Maverick- and MaxFelixMC



1. Step:

Click the A/G Button to bring your jet into the Air to Ground Mode



2. Step:

Arm your jet by clicking the Master Arm Switch



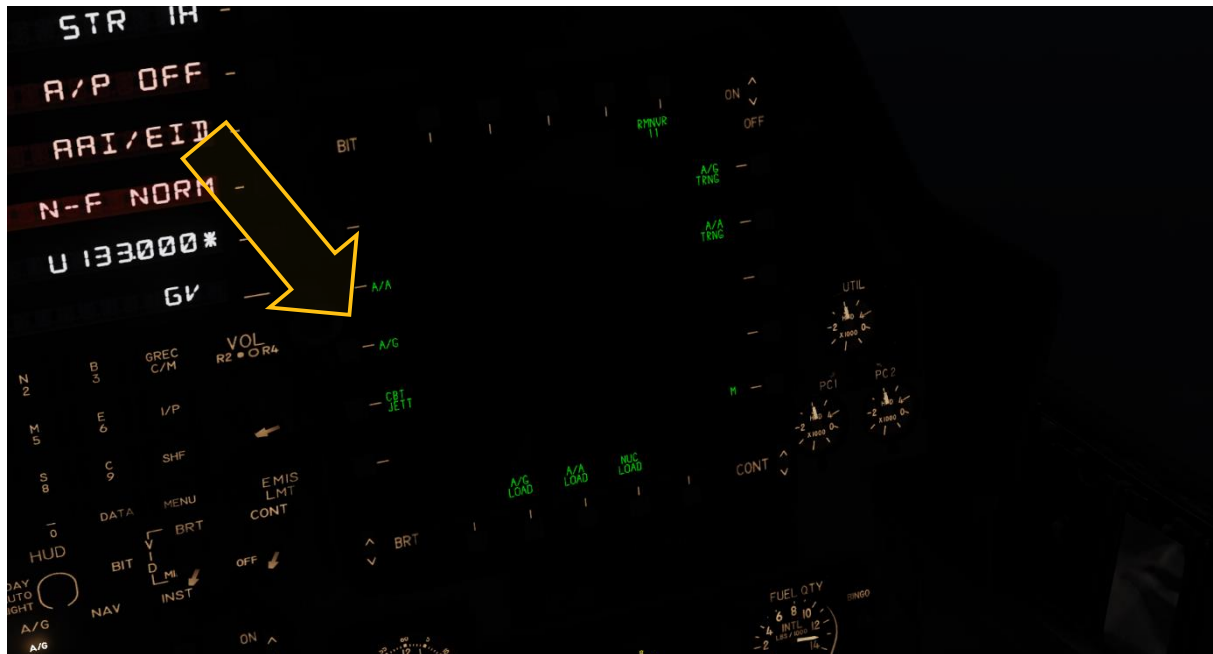
3. Step:

Go into the ARMT Page



4. Step:

Go into the A/G menu

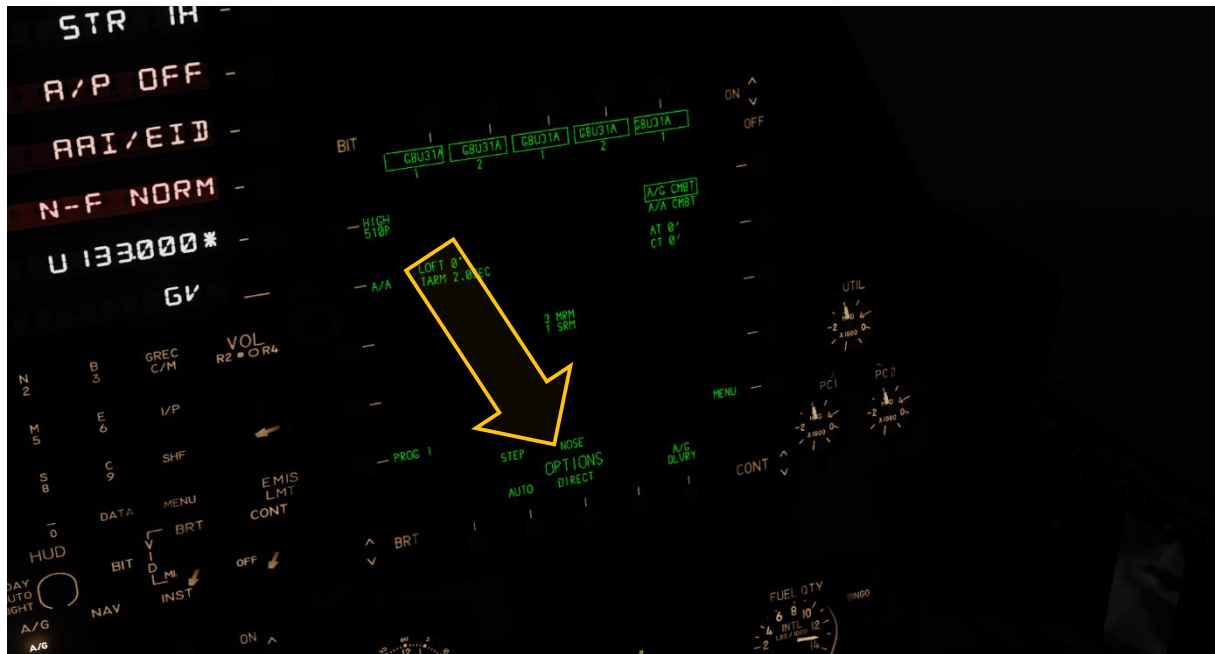


Select your Bombs



6. Step:

Select the Direct Mode



7. Step:

Press "Step"



8. Step:

Select Nose / Tail / N/T




Make a Target Point. For example with the TPOD



10. Step:

If you use the TGP for creating the Target Point, you have to find your Target and to Lock it by pressing TDC Press (Front Cockpit)



11. Step:

Center your Jet tot he Bomb line in the HUD.

You can Pickle the Bomb at 12 to 5 Miles (30.000ft)



Destroy your Target



Those steps are the same for the GBU-31, GBU-54, CBU-103, CBU-105 and AGM-154A. The Laser Bombs work as same as the other Laser Bombs.

Weapons added by this Mod:

GBU-38

GBU-31

GBU-54

AIM-9X

AGM-154A

CBU-103

CBU-105

Not fully working Litening TGP (Can not be moved with the normal controls)

It's possible, that the GPS Weapons won't hit yourTargets perfectly.
That's just GPS drift.

*If you use the A/G Radar to give the JDAMs your coordinates, they'll hit your Target better